

Blackstone Diversified Multi-Strategy Fund: Class K (EUR) Acc. - BXDMSKE

A sub-fund of Blackstone Alternative Investment Funds plc, an umbrella fund established as a UCITS with segregated liability between sub funds.



January 31, 2015 | Investment Summary

Fund Net Performance ⁽¹⁾⁽²⁾	ITD	YTD	QTD	MTD	ITD STATISTICS			
					St Dev.	Beta	Alpha	Sharpe
BXDMSKE	0.60%	0.40%	0.40%	0.40%	4.11%	-	-	0.28
MSCI World TR (EUR-Hedged)	(0.57%)	(1.81%)	(1.81%)	(1.81%)	10.39%	0.26	0.71%	(0.11)
Barclays Gbl Agg (EUR-Hedged)	(3.95%)	(0.17%)	(0.17%)	(0.17%)	4.51%	(0.31)	(0.62%)	(1.71)

Fund Highlights	
Fund Assets (Mn)	€318.13
NAV Per Share	€10.06
Inception Date	August 12, 2014
Investment Manager	Blackstone Alternative Investment Advisors, LLC
Subscriptions	Daily
Redemptions	Daily

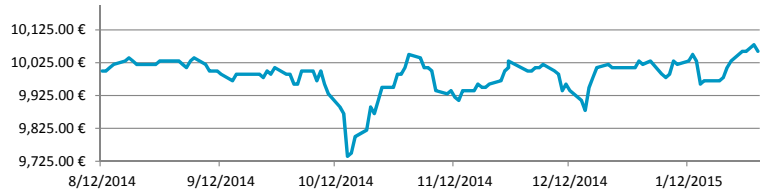
Investment Approach

The Fund's investment objective is to seek capital appreciation. The Fund seeks this objective by allocating its assets among a variety of discretionary sub-advisers with experience managing non-traditional or "alternative" investment strategies. Blackstone is responsible for selecting the strategies, for identifying and retaining sub-advisers, and for determining the amount of Fund assets to allocate to each strategy and to each sub-adviser. Blackstone may also manage a portion of the Fund's assets directly.

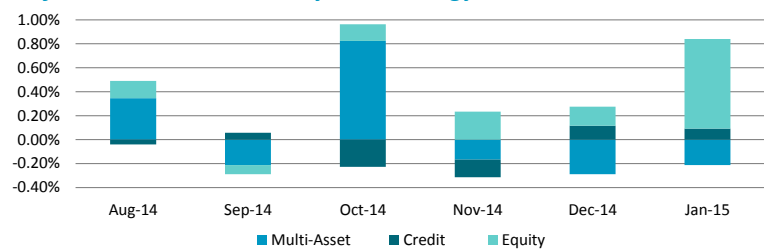
Fund Terms – Share Class K (EUR) Acc. ⁽⁶⁾	
Minimum Initial Investment (Mn)	€125.00
Management Fee	1.25%
Performance Fee ⁽⁷⁾	15.00%
Other Expenses ⁽⁸⁾	0.45%

- (1) Fund performance is shown net of all fees and expenses. Past performance may not be a reliable guide to future performance. The value of Fund shares may go down as well as up and there can be no assurance that the Fund will achieve its investment objectives or avoid significant losses. Performance is estimated and unaudited for 2014 and 2015. Net performance for the Fund as well as indices is from 8/12/14 to 1/31/15.
- (2) The indices presented are indicative and for illustrative purposes only. The volatility of the indices presented may be materially different from that of the performance of the Fund. In addition, these indices employ different investment guidelines and criteria than the Fund; as a result, the holdings in the Fund may differ significantly from the securities that comprise the indices. The performance of these indices has not been selected to represent an appropriate benchmark to compare to the performance of the Fund, but rather is disclosed to allow for comparison of Fund performance to that of well-known and widely recognized indices. A summary of the investment guidelines for these indices is available upon request. In the case of equity indices, performance of the indices reflects the reinvestment of dividends. Beta and Alpha represents BXDMSKE compared to the specific indices. Standard deviation and Sharpe calculations are annualized. All Inception to Date Statistics are calculated using daily performance since Inception.
- (3) This graph represents the hypothetical Net Asset Value if a client were to invest €10,000 into BXDMSKE, on August 12, 2014, the inception of BXDMSKE.
- (4) Performance contribution represents the contribution of each strategy or sub-strategy to the Fund's total return. Performance contribution is shown gross of all fees and expenses.
- (5) The target allocations in the table reflect current targets. The Fund may shift allocations among sub-advisers, strategies and sub-strategies at any time. Further, Blackstone, on behalf of the Fund, may determine to not employ one or more of the above-referenced sub-advisers, strategies or sub-strategies. Blackstone may also add new sub-advisers, strategies or sub-strategies. Accordingly, the current target allocations are presented for illustrative purposes only and should not be viewed as predictive of the ongoing composition of the Fund's portfolio (and its sub-advisers), which may change at any time.
- (6) The above terms are summarised and qualified in their entirety by the more detailed information set forth in the UCITS prospectus and supplement.
- (7) The Fund will pay to Blackstone a performance fee equal to 15% of any returns the relevant class achieves above any losses carried forward from previous periods. The Fund may also pay to Blackstone an additional performance fee equal to the amount of any performance fees owed by Blackstone to the sub-advisers. Any such additional performance fee will be deducted from Blackstone's performance fee before it is paid in subsequent quarterly performance periods. The performance fee together with any additional performance fee are subject to a cap of 4.95% of the NAV of the class.
- (8) Blackstone has agreed to reimburse the Fund so that certain of the Fund's "Other Expenses" will not exceed 0.45% annually. Please see important disclosure information at the end of this document for further explanation.
- (9) Sub-adviser is not currently managing any Fund assets. Allocations may change at any time without notice.

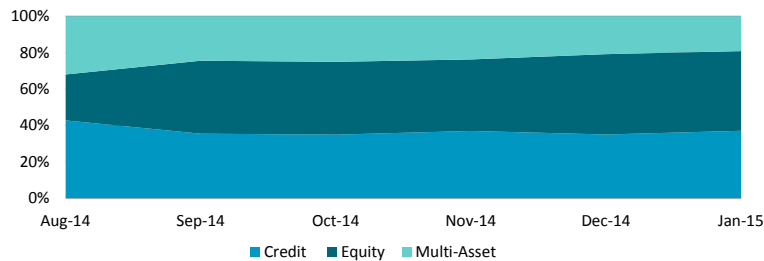
Growth of € 10,000 Since Inception⁽¹⁾⁽³⁾



Performance Contribution by Sub-Strategy⁽⁴⁾



Asset Allocation by Sub-Strategy⁽⁵⁾



Portfolio Allocation⁽⁵⁾

Sub-Adviser	Strategy	Sub-Strategy	Target Allocation
Union Point	Fundamental	Equity (Long/Short)	
Rail Splitter	Fundamental	Equity (Long/Short)	
GSIS	Fundamental	Equity (Long/Short)	10-50%
Cerebellum	Quantitative	Equity (Market Neutral)	
Two Sigma Advisers	Quantitative	Equity (Market Neutral)	
Alpha Parity	Quantitative	Multi-Asset (Macro Systematic)	
Verde	Global Macro	Multi-Asset (Macro)	
BTG Pactual ⁽⁹⁾	Global Macro	Multi-Asset (Macro)	5-40%
EMSO	Global Macro	Multi-Asset (Macro EM-Credit)	
Chatham	Opportunistic Trading	Credit	
Cerberus	Opportunistic Trading	Credit (MBS/ABS)	
Bayview	Fundamental	Credit (MBS/ABS)	
Caspian	Fundamental	Credit	10-50%
Good Hill	Fundamental	Credit (MBS/ABS)	
Sorin	Fundamental	Credit (MBS/ABS)	
Waterfall	Fundamental	Credit (MBS/ABS)	

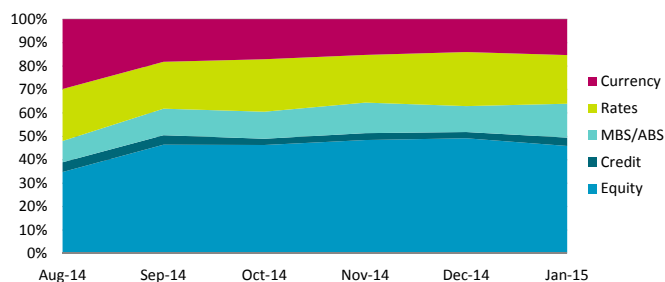
Blackstone Diversified Multi-Strategy Fund: Class K (EUR) Acc. - BXDMSKE

A sub-fund of Blackstone Alternative Investment Funds plc, an umbrella fund established as a UCITS with segregated liability between sub funds.

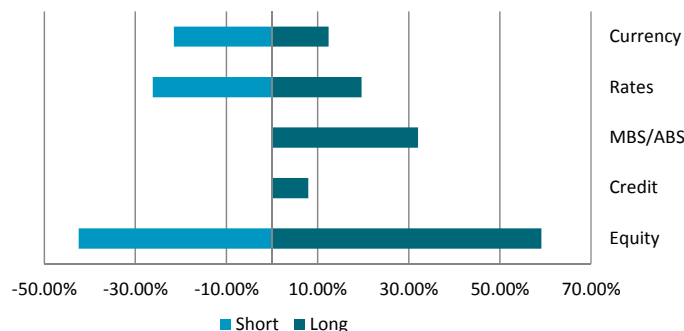
January 31, 2015 | Investment Summary

Sub-Strategy Performance ⁽¹⁾	Allocation at	MTD		QTD		ITD	
	1/31/2015	Return	Attribution	Return	Attribution	Return	Attribution
Equity	43.90%	1.45%	0.74%	1.45%	0.74%	3.24%	1.34%
Credit	36.97%	0.21%	0.09%	0.21%	0.09%	(0.42%)	(0.15%)
Multi-Asset	19.13%	(1.00%)	(0.22%)	(1.00%)	(0.22%)	0.89%	0.28%
Expenses and Hedging			(0.21%)		(0.21%)		(0.87%)
Net Return ⁽²⁾			0.40%		0.40%		0.60%

Asset Class Gross Historical Exposure⁽³⁾



Asset Class Exposure⁽³⁾



Fund Geographic Exposure⁽³⁾

Region	Long	Short	Net
US/Canada	74.96%	37.74%	37.22%
Latin America	9.81%	3.33%	6.48%
Core Europe	20.39%	25.25%	-4.86%
Peripheral Europe	6.83%	0.92%	5.91%
Middle East/Africa	6.74%	1.24%	5.51%
China/HK/Taiwan	2.79%	0.92%	1.87%
Asia general	5.24%	6.42%	-1.18%
Japan	4.38%	14.35%	-9.97%
Total	131.14%	90.17%	40.97%

- (1) Sub-strategy performance is shown gross of all fees and expenses. Performance is estimated and unaudited.
- (2) Fund performance is shown net of all fees and expenses. Past performance is not necessarily indicative of future results. There can be no assurance that the Fund will achieve its objective or avoid significant losses. Performance is estimated and unaudited for 2014 and 2015.
- (3) In the case of non-interest rate instruments, exposure data represents the delta adjusted market value. In the case of interest rate products, exposure data is represented by the 10-year equivalent instrument. Positions of unknown type (if any) are excluded from exposure data. Data is obtained from State Street Fund Services (Ireland) Limited, the administrator for the Fund. The Fund does not guarantee the accuracy of such data.

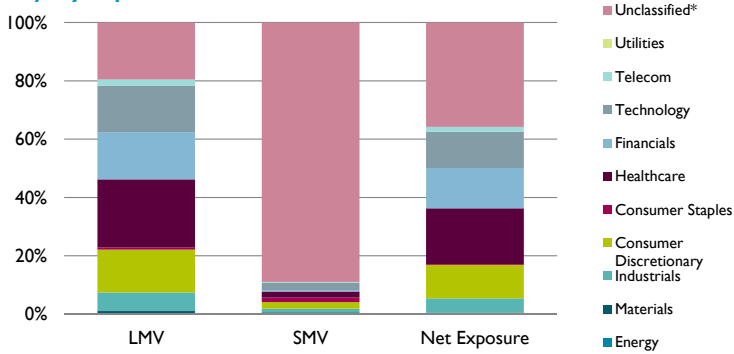
Blackstone Diversified Multi-Strategy Fund: Class K (EUR) Acc. - BXDMSKE

A sub-fund of Blackstone Alternative Investment Funds plc, an umbrella fund established as a UCITS with segregated liability between sub funds.



January 31, 2015 | Investment Summary

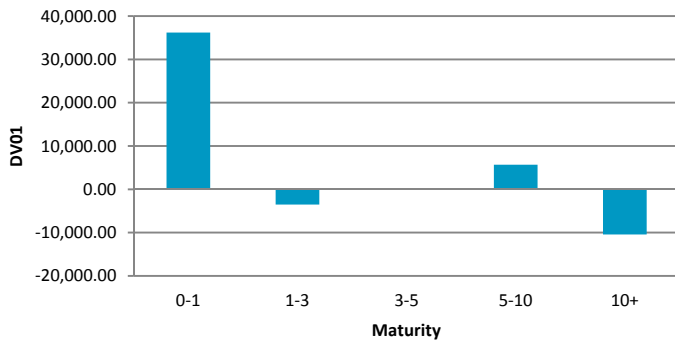
Equity Exposure – Sector Breakdown⁽¹⁾⁽²⁾



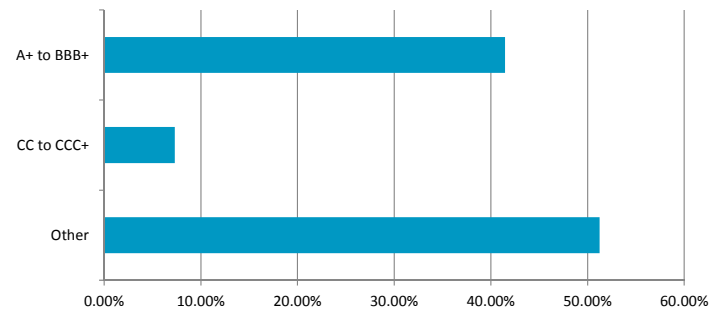
Equity Exposure – Sector Breakdown⁽¹⁾⁽²⁾

	Long	Short	Net
Energy	0.11%	0.05%	0.06%
Materials	0.39%	0.15%	0.24%
Industrials	3.03%	0.42%	2.61%
Consumer Discretionary	6.95%	0.71%	6.25%
Consumer Staples	0.37%	0.51%	-0.13%
Healthcare	11.05%	0.67%	10.39%
Financials	7.65%	0.17%	7.48%
Technology	7.57%	0.79%	6.77%
Telecom	0.99%	0.10%	0.88%
Utilities	0.00%	0.00%	0.00%
Unclassified*	9.26%	28.68%	-19.42%
Total	47.38%	32.25%	15.14%

Fixed Income Interest Rate Sensitivity⁽⁴⁾



Fixed Income Ratings⁽¹⁾



Currency Exposure⁽¹⁾

Region	Long	Short	Net
US/Canada	1.02%	0.00%	1.02%
Latin America	0.00%	2.51%	-2.51%
Core Europe	5.05%	8.57%	-3.52%
Peripheral Europe	0.60%	0.92%	-0.32%
Middle East/Africa	5.52%	0.00%	5.52%
China/HK/Taiwan	0.00%	0.78%	-0.78%
Asia general	0.18%	5.48%	-5.30%
Japan	0.00%	3.28%	-3.28%
Total	12.37%	21.55%	-9.18%

VaR Analysis⁽³⁾

Date	VaR
1/31/15	4.23%

- (1) In the case of non-interest rate instruments, exposure data represents the delta adjusted market value. In the case of interest rate products, exposure data is represented by the 10-year equivalent instrument. Positions of unknown type (if any) are excluded from exposure data. Data is obtained from State Street Fund Services (Ireland) Limited, the administrator for the Fund. The Fund does not guarantee the accuracy of such data.
- (2) Equity sector exposure information may exclude some information pursuant to confidentiality agreements with managers. Comprised of index futures, options on index futures, ETFs and ETF options
- (3) Value at Risk ("VaR") is calculated at a 99% confidence level for a one month holding period (20 business days) using a model based on historical Fund data. Please see the Glossary of Terms for a further explanation of VaR.
- (4) Dv01 represents the change in value of a security for a 1 basis point change in interest rates.

Blackstone Diversified Multi-Strategy Fund: Class K (EUR) Acc. - BXDMSKE

A sub-fund of Blackstone Alternative Investment Funds plc, an umbrella fund established as a UCITS with segregated liability between sub funds.



January 31, 2015 | Investment Summary

All investors should consider the investment objectives, risks, charges and expenses of Blackstone Diversified Multi-Strategy Fund (BXDMS) carefully before investing. The Key Investor Information Document ('KIID'), Prospectus and Supplement contain this and other information about BXDMS and are available on the Blackstone website at www.blackstone.com/UCITS. All investors are urged to carefully read the Prospectus, Supplement and KIID in their entirety before investing.

Glossary of Terms:

Beta: A measure of the volatility, or systemic risk, of a security or a portfolio in comparison to the market as a whole.

Standard Deviation: A measure of the dispersion of a set of data from its mean. The more spread apart the data, the higher the deviation. Standard deviation is calculated as the square root of variance.

Alpha: A risk-adjusted performance measure that represents the average return on a portfolio over and above that predicted by the capital asset pricing model (CAPM), given the portfolio's beta and the average market return.

Sharpe Ratio: A ratio to measure risk-adjusted performance. The Sharpe Ratio is calculated by subtracting the risk-free rate – such as that of the 10-year U.S. Treasury bond – from the rate of return for a portfolio and dividing the result by the standard deviation of the portfolio returns. The greater a portfolio's Sharpe Ratio, the better its risk-adjusted performance has been.

Delta: The ratio comparing the change in the price of the underlying asset to the corresponding change in the price of a derivative.

Gross Exposure: Reflects the aggregate of long and synthetic short investment positions in relation to the net asset value. For example, if BXDMS has 60% long exposure and 50% synthetic short exposure to a particular asset class, then BXDMS has 110% gross exposure to that asset class. The gross exposure is one indication of the level of leverage in a portfolio.

Net Exposure: This is the difference between long and synthetic short investment positions in relation to the net asset value. For example, if BXDMS has 60% long exposure and 50% synthetic short exposure to a particular asset class, then BXDMS is 10% net exposure to that asset class.

Long: A long position occurs when an individual owns securities.

Synthetic Short: Short selling an underlying security through the use of derivatives. Synthetic Short positions can generate returns when the price of the underlying security declines.

VaR: A statistical technique used to measure and quantify the level of financial risk within a firm or investment portfolio over a specific time frame. Value at risk is used by risk managers in order to measure and control the level of risk which the firm undertakes. The risk manager's job is to ensure that risks are not taken beyond the level at which the firm can absorb the losses of a probable worst outcome.

Glossary of Indices:

Market indices obtained through Bloomberg. Indices are presented are indicative and for illustrative purposes only, are unmanaged and investors cannot invest in an index. The volatility of the indices presented may be materially different from that of the performance of BXDMS. In addition, the indices employ different investment guidelines and criteria than BXDMS; as a result, the holdings in BXDMS may differ significantly from the securities that comprise the indices. The performance of the indices has not been selected to represent an appropriate benchmark to compare to the performance of BXDMS, but rather is disclosed to allow for comparison of BXDMS performance to that of well-known and widely recognized indices. In the case of equity indices, performance of the indices reflects the reinvestment of dividends.

Barclays Global Aggregate Bond Index (EUR-Hedged): covers the USD-denominated, investment-grade, fixed-rate, taxable bond market of SEC-registered securities. The index includes government securities, mortgage-backed securities, asset-backed securities and corporate securities all with a maturity of greater than one year.

MSCI World Index (EUR-Hedged): A market capitalization weighted index designed to provide a broad measure of equity-market performance throughout the world. The MSCI ACWI is maintained by Morgan Stanley Capital International, and is comprised of stocks from both developed and emerging markets.

Important Disclosure:

Blackstone has agreed to waive its fees and/or reimburse expenses of the Fund so that "Other Expenses" will not exceed 0.45% (annualized). For this purpose, "Other Expenses" includes all expenses incurred in the business of the Fund other than (i) establishment expenses relating to the Fund; (ii) investment management fees; (iii) Performance Fees or Additional Performance Fees; (iv) distributor fees; (v) Eligible Collective Investment Scheme fees and expenses, (vi) brokerage and trading costs, (vii) interest payments, (viii) taxes, and (ix) extraordinary expenses. Blackstone may terminate or modify this arrangement at any time in its sole discretion upon 30 days' notice in writing to the Fund's shareholders.

Important Risks:

There can be no assurance that BXDMS will achieve its investment objective. It should be appreciated that the value of Shares may go down as well as up. An investment in a Fund involves investment risks, including possible loss of the entire amount invested. The capital return and income of BXDMS is based on the capital appreciation and income on the investments it holds, less expenses incurred. Therefore, the Fund's return may be expected to fluctuate in response to changes in such capital appreciation or income. The following is a summary description of certain principal risks of investing in BXDMS:

- General economic and market conditions can affect the price and volatility of investments.
- The success of the Fund depends upon BAAM's skill in determining the Fund's allocation to alternative investment strategies and in selecting the best mix of sub-advisers. There can be no guarantee that sub-advisers will stick to the Investment strategy for which they were selected, or that these strategies will be successful.
- Sub-advisers may make investment decisions which conflict with each other; for example, sub-advisers may hold economically offsetting positions or may purchase or sell the same security at the same time without aggregating their transactions. This may result in unnecessary brokerage and other expenses and the Fund may incur losses as a result.
- Some of the sub-advisers selected may hold only a small number of investments, or assets that move closely in line with assets held by other sub-advisers.
- The Fund's investments will include shares, bonds and FDI. Each of these will be exposed to the risks specific to the type of asset in question. In particular, the use of FDI may result in substantial gains or losses that are greater in magnitude than the original amount invested.
- The Fund may invest in countries with a weak legal or financial framework where it can be hard to enforce ownership rights or repatriate funds.
- The Fund may invest in currencies other than its base currency. The success of measures to protect the Fund or a Class against currency movements cannot be certain.
- Changes in exchange rates may have an adverse effect on the value price or income of the product.
- The Fund may invest in FDI that derive their value from other assets in the expectation of making a profit if the price of the assets falls; theoretically, this could result in an infinite loss.
- The insolvency of any institutions providing services such as safekeeping of assets or acting as counterparty to derivatives or other instruments, may expose the Fund to financial loss.
- Low trading volumes, lack of buyers, large positions or legal restrictions may limit or prevent the Fund from selling particular assets quickly and/or at desirable prices.

For further information on the risks faced by the Fund, see "Risk Factors" in the Prospectus and Supplement for the Fund, available from www.blackstone.com/UCITS

January 2015 Performance Commentary

The investment objective of Blackstone Diversified Multi-Strategy Fund (the “Fund”) is to seek capital appreciation by allocating assets among a variety of investment sub-advisers with experience managing non-traditional or “alternative” investment strategies. During the month of January, the Fund was able to protect capital and provide a return of +0.40% despite a challenging backdrop¹. The Fund’s low beta to equity markets, broadly diversified exposures and low volatility helped boost overall returns in a largely down market and also provided outperformance versus the broader hedge fund universe (HFRX Global Hedge Fund Index returned -0.20%)².

As the new year began, investors held new hopes of a stronger U.S. economy. But while U.S. GDP growth has been outpacing that of other industrial countries, there are still some developing headwinds. Positive data showing that cheaper gasoline and the largest employment surge in the U.S. since 1999 are boosting consumer confidence was partially offset by the reality that business investment may be simultaneously abating. In fact, some companies are facing declining global sales due to slowing growth overseas, plunging oil prices and a rising dollar.

Deflation in the Eurozone also continued to be a key focus for investors. Though stimulus was widely anticipated, the European Central Bank (ECB) moved to stem deflation in Eurozone economies by announcing a €1.1 trillion bond purchase plan that was much larger than expected. Prolonged weakness in those economies prompted the ECB to implement a similar type of quantitative easing to that carried out by the U.S. Federal Reserve until last October.

Blackstone and the underlying sub-advisers of the Fund strive to be nimble in volatile markets in order to make strategic portfolio shifts to take advantage of these types of market dynamics and themes.

Equities:

Following positive performance in 2014, global equities were off to a choppy start to 2015. As market volatility continued to take center stage in January, the Fund had a strong month of alpha generation. As equity markets fell (S&P 500 and MSCI World indices declined by -3.00% and -1.54% respectively²), the Fund not only protected capital but also produced a positive net monthly return. While not all Equity managers had a positive month, overall Equity strategies were the largest positive contributors to the Fund’s performance in January, as idiosyncratic exposures stood their ground amidst general weakness in the asset class. The hedged nature of Equity Long/Short strategies also helped the Equity component of the portfolio produce alpha. Our equity sub-advisers’ expertise in bottom-up security selection also helped them separate the winners from the losers in that sector.

¹ Performance is shown net of all fees and expenses for Share Class K (EUR). Past performance may not be a reliable guide to future performance. The value of shares may go down as well as up and there can be no assurance that the Fund will achieve its investment objectives or avoid significant losses. Performance is estimated and unaudited.

² The indices presented are indicative and for illustrative purposes only. The volatility of the indices presented may be materially different from that of the performance of the Fund. In addition, these indices employ different investment guidelines and criteria than the Fund; as a result, the holdings in the Fund may differ significantly from the securities that comprise the indices. The performance of these indices has not been selected to represent an appropriate benchmark to compare to the performance of the Fund, but rather is disclosed to allow for comparison of Fund performance to that of well-known and widely recognized indices. A summary of the investment guidelines for these indices is available upon request. In the case of equity indices, performance of the indices reflects the reinvestment of dividends.

Credit:

As fixed income markets experienced gains (Barclays Agg Bond Index returned +2.10%³), the Fund's Credit strategies ended the month mostly positive as the long-awaited ECB announcement took most of the focus mid-month. It was a positive surprise to the market and gave further fuel to tightening credit spreads that were already narrow. MBS/ABS strategies profited from positive carry and spread tightening during the month, with some ABS exposure, in particular, experiencing gains driven by robust performance in the underlying collateral. Upward moves in the High Yield market, along with a combination of lower U.S. Treasury yields and retail inflows, also added to gains amongst some of our Credit sub-advisers. Weakness in this part of the portfolio was driven by losses on securities backed by reperforming loans.

Multi-Asset:

Multi-Asset strategies had mixed performance during the month, and overall were the largest detractors from Fund performance in January. The Swiss National Bank (SNB)'s surprise unpegging of the Swiss franc caused the currency to appreciate, which cost some quantitative managers. However, some of our Multi-Asset strategies benefited from short euro positions as currency continued its slide from last month. Additionally, Emerging Markets exposures faced increasing headwinds in the form of rising volatility and reduced liquidity in fixed income assets.

³ The indices presented are indicative and for illustrative purposes only. The volatility of the indices presented may be materially different from that of the performance of the Fund. In addition, these indices employ different investment guidelines and criteria than the Fund; as a result, the holdings in the Fund may differ significantly from the securities that comprise the indices. The performance of these indices has not been selected to represent an appropriate benchmark to compare to the performance of the Fund, but rather is disclosed to allow for comparison of Fund performance to that of well-known and widely recognized indices. A summary of the investment guidelines for these indices is available upon request. In the case of equity indices, performance of the indices reflects the reinvestment of dividends.

The materials contained herein are for informational purposes only and do not constitute an offer to sell or a solicitation of an offer to purchase any interest in any investment vehicles (the "Blackstone Funds") managed by Blackstone Alternative Asset Management L.P. or any of its investment advisory affiliates (together, "Blackstone"). Any such offer or solicitation shall be made only pursuant to the prospectus or confidential private placement memorandum for such Blackstone Fund, which qualifies in its entirety the information set forth herein and contains a description of the risks of investing. These materials are also qualified by reference to the governing documents and the subscription agreement relating to the relevant Blackstone Fund. All such documents should be reviewed carefully by all prospective investors prior to an investment in that Fund.

Blackstone Diversified Multi-Strategy Fund (BXDMS) is a sub-fund of Blackstone Alternative Investment Funds plc (the "Company"), an umbrella fund with segregated liability between sub funds. Blackstone Alternative Investment Funds plc is authorised in Ireland and regulated by the Central Bank of Ireland. All investors should consider the investment objectives, risks, charges and expenses of Blackstone Diversified Multi-Strategy Fund (BXDMS), carefully before investing. The Key Investor Information Document ("KIID"), Prospectus and Supplement contain this and other information about BXDMS and are available on the Blackstone website at www.blackstone.com/UCITS. All investors are urged to carefully read the Prospectus, Supplement and KIID in their entirety before investing.

Performance data quoted represents past performance and is no guarantee of future results. Investment returns and principal values may fluctuate so that an investor's shares, when redeemed, may be worth more or less than their original cost. Current performance may be lower or higher than the performance data quoted. All returns include dividend and capital gain distributions. Information about the Fund, including the current Net Asset Value, is available on the Fund's website at www.blackstone.com/UCITS. Index performance is shown for illustrative purposes only. You cannot invest directly in an index.

There can be no assurance that BXDMS will achieve its investment objective. It should be appreciated that the value of Shares may go down as well as up. An investment in a Fund involves investment risks, including possible loss of the entire amount invested. The capital return and income of BXDMS is based on the capital appreciation and income on the investments it holds, less expenses incurred. Therefore, the Fund's return may be expected to fluctuate in response to changes in such capital appreciation or income. The following is a summary description of certain principal risks of investing in BXDMS:

- General economic and market conditions can affect the price and volatility of investments.
- The success of the Fund depends upon BAAM's skill in determining the Fund's allocation to alternative investment strategies and in selecting the best mix of sub-advisers. There can be no guarantee that sub-advisers will stick to the Investment strategy for which they were selected, or that these strategies will be successful.
- Sub-advisers may make investment decisions which conflict with each other; for example, sub-advisers may hold economically offsetting positions or may purchase or sell the same security at the same time without aggregating their transactions. This may result in unnecessary brokerage and other expenses and the Fund may incur losses as a result.
- Some of the sub-advisers selected may hold only a small number of investments, or assets that move closely in line with assets held by other sub-advisers.
- The Fund's investments will include shares, bonds and FDI. Each of these will be exposed to the risks specific to the type of asset in question. In particular, the use of FDI may result in substantial gains or losses that are greater in magnitude than the original amount invested.
- The Fund may invest in countries with a weak legal or financial framework where it can be hard to enforce ownership rights or repatriate funds.
- The Fund may invest in currencies other than its base currency. The success of measures to protect the Fund or a Class against currency movements cannot be certain.
- Changes in exchange rates may have an adverse effect on the value price or income of the product.
- The Fund may invest in FDI that derive their value from other assets in the expectation of making a profit if the price of the assets falls; theoretically, this could result in an infinite loss.
- The insolvency of any institutions providing services such as safekeeping of assets or acting as counterparty to derivatives or other instruments, may expose the Fund to financial loss.
- Low trading volumes, lack of buyers, large positions or legal restrictions may limit or prevent the Fund from selling particular assets quickly and/or at desirable prices.

For further information on the risks faced by the Fund, see "Risk Factors" in the Prospectus and Supplement for the Fund, available from www.blackstone.com/UCITS

This material has been approved for distribution by The Blackstone Group International Partners LLP which is authorised and regulated by the UK Financial Conduct Authority. The Blackstone Group International Partners LLP performs marketing and investor services activities outside the United States for Blackstone, which is located in the United States.

This document contains highly confidential information regarding Blackstone's investments, strategy and organization. Your acceptance of this document from Blackstone constitutes your agreement to (i) keep confidential all the information contained in this document, as well as any information derived by you from the information contained in this document (collectively, "Confidential Information") and not disclose any such Confidential Information to any other person, (ii) not use any of the Confidential Information for any purpose other than to consider investing in, or monitor investments in, Blackstone Funds, (iii) not use the Confidential Information for purposes of trading any security, including, without limitation, securities of Blackstone or its portfolio companies, (iv) not copy this document without the prior consent of Blackstone, and (v) promptly return this document and any copies hereof to Blackstone upon Blackstone's request. The use of the Confidential Information also is subject to the confidentiality provisions set forth in the Agreements and in any other written agreement between the recipient and Blackstone.