

Blackstone Diversified Multi-Strategy Fund: Class I (EUR) Acc. - BXDMSIE

A sub-fund of Blackstone Alternative Investment Funds plc, an umbrella fund established as a UCITS with segregated liability between sub funds.

April 30, 2015 | Investment Summary

Fund Net Performance ⁽¹⁾⁽²⁾					ITD STATISTICS			
	ITD	YTD	QTD	MTD	St Dev.	Beta	Alpha	Sharpe
BXDMSIE	2.60%	2.50%	(0.48%)	(0.48%)	2.94%	-	-	2.16
MSCI World TR (EUR-Hedged)	3.76%	4.85%	2.38%	2.38%	10.83%	0.15	1.98%	0.82
Barclays Gbl Agg (EUR-Hedged)	(1.66%)	(0.93%)	1.05%	1.05%	5.05%	(0.15)	2.34%	(0.76)

Fund Highlights	
Fund Assets (Mn)	€417.41
NAV per Share	€10.26
Share Class Inception Date	December 2, 2014
Investment Manager	Blackstone Alternative Investment Advisors, LLC
Subscriptions	Daily
Redemptions	Daily

Investment Approach

The Fund's investment objective is to seek capital appreciation. The Fund seeks this objective by allocating its assets among a variety of discretionary sub-advisers with experience managing non-traditional or "alternative" investment strategies. Blackstone is responsible for selecting the strategies, for identifying and retaining sub-advisers, and for determining the amount of Fund assets to allocate to each strategy and to each sub-adviser. Blackstone may also manage a portion of the Fund's assets directly.

Fund Terms – Share Class I (USD) Acc.⁽⁶⁾

Minimum Initial Investment (Mn)	€5.00
Management Fee	1.40%
Performance Fee ⁽⁷⁾	15.00%
Other Expenses ⁽⁸⁾	0.45%

(1) Fund performance is shown net of all fees and expenses. Past performance may not be a reliable guide to future performance. The value of Fund shares may go down as well as up and there can be no assurance that the Fund will achieve its investment objectives or avoid significant losses. Performance is estimated and unaudited for 2015. Net performance for the Fund as well as indices is from 12/2/14 to 4/30/15.

(2) The indices presented are indicative and for illustrative purposes only. The volatility of the indices presented may be materially different from that of the performance of the Fund. In addition, these indices employ different investment guidelines and criteria than the Fund; as a result, the holdings in the Fund may differ significantly from the securities that comprise the indices. The performance of these indices has not been selected to represent an appropriate benchmark to compare to the performance of the Fund, but rather is disclosed to allow for comparison of Fund performance to that of well-known and widely recognized indices. A summary of the investment guidelines for these indices is available upon request. In the case of equity indices, performance of the indices reflects the reinvestment of dividends. Beta and Alpha represents BXDMSIU compared to the specific indices. Standard deviation and Sharpe calculations are annualized. All Inception to Date Statistics are calculated using daily performance since Inception.

(3) This graph represents the hypothetical Net Asset Value if a client were to invest €10,000 into BXDMSIE, on December 2, 2014, the inception of BXDMSIE.

(4) Performance contribution represents the contribution of each strategy or sub-strategy to the Fund's total return. Performance contribution is shown gross of all fees and expenses.

(5) The portfolio allocations in the table reflect allocations as of the date of the report. The Fund may shift allocations among sub-advisers, strategies and sub-strategies at any time. Further, Blackstone, on behalf of the Fund, may determine to not employ one or more of the above-referenced sub-advisers, strategies or sub-strategies. Blackstone may also add new sub-advisers, strategies or sub-strategies. Accordingly, the allocations are presented for illustrative purposes only and should not be viewed as predictive of the ongoing composition of the Fund's portfolio (and its sub-advisers), which may change at any time.

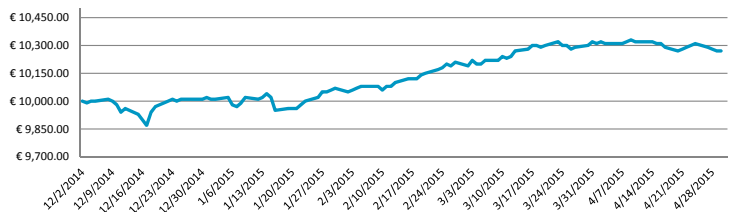
(6) The above terms are summarised and qualified in their entirety by the more detailed information set forth in the UCITS prospectus and supplement.

(7) The Fund will pay to Blackstone a performance fee equal to 15% of any returns the relevant class achieves above any losses carried forward from previous periods. The Fund may also pay to Blackstone an additional performance fee equal to the amount of any performance fees owed by Blackstone to the sub-advisers. Any such additional performance fee will be deducted from Blackstone's performance fee before it is paid in subsequent quarterly performance periods. The performance fee together with any additional performance fee are subject to a cap of 4.95% of the NAV of the class.

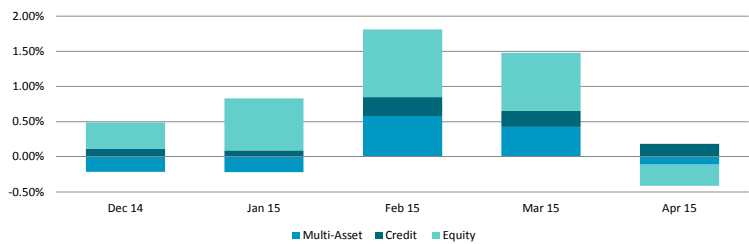
(8) Blackstone has agreed to reimburse the Fund so that certain of the Fund's "Other Expenses" will not exceed 0.45% annually. Please see important disclosure information at the end of this document for further explanation.

(9) Sub-adviser is not currently managing any Fund assets. Allocations may change at any time without notice.

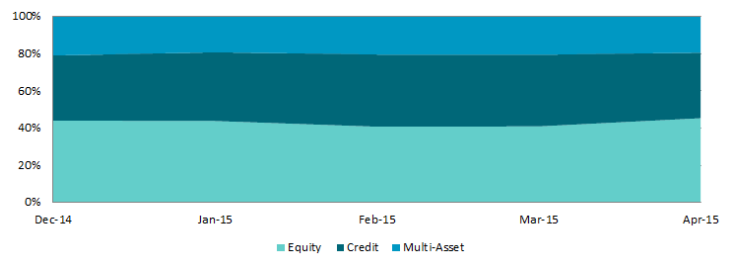
Growth of €10,000 Since Inception⁽¹⁾⁽³⁾



Performance Contribution by Sub-Strategy⁽⁴⁾



Asset Allocation by Sub-Strategy⁽⁵⁾



Portfolio Allocation ⁽⁵⁾

Sub-Adviser	Strategy	Sub-Strategy	Current Allocation
Union Point	Fundamental	Equity (Long/Short)	
Rail Splitter	Fundamental	Equity (Long/Short)	
GSIS	Fundamental	Equity (Long/Short)	
HealthCor	Fundamental	Equity (Long/Short)	46%
Senfina ⁽⁹⁾	Fundamental	Equity (Market Neutral)	
Cerebellum ⁽⁹⁾	Quantitative	Equity (Market Neutral)	
Two Sigma Advisers	Quantitative	Equity (Market Neutral)	
Alpha Parity	Quantitative	Multi-Asset (Macro Systematic)	
Verde	Global Macro	Multi-Asset (Macro)	19%
BTG Pactual ⁽⁹⁾	Global Macro	Multi-Asset (Macro)	
Emso	Global Macro	Multi-Asset (Macro EM-Credit)	
Chatham	Opportunistic Trading	Credit	
Cerberus	Opportunistic Trading	Credit (MBS/ABS)	
Bayview	Fundamental	Credit (MBS/ABS)	
Caspian	Fundamental	Credit	35%
Good Hill	Fundamental	Credit (MBS/ABS)	
Sorin	Fundamental	Credit (MBS/ABS)	
Waterfall	Fundamental	Credit (MBS/ABS)	

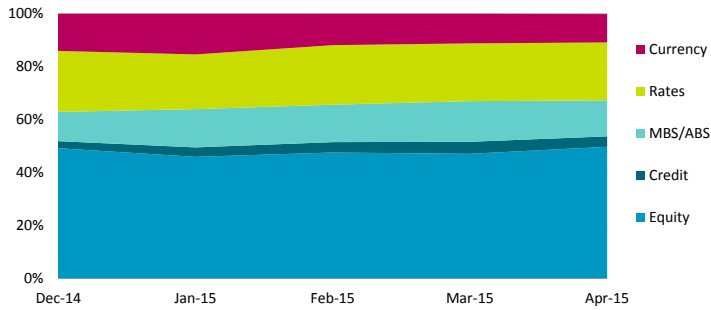
Blackstone Diversified Multi-Strategy Fund: Class I (EUR) Acc. - BXDMSIE

A sub-fund of Blackstone Alternative Investment Funds plc, an umbrella fund established as a UCITS with segregated liability between sub funds.

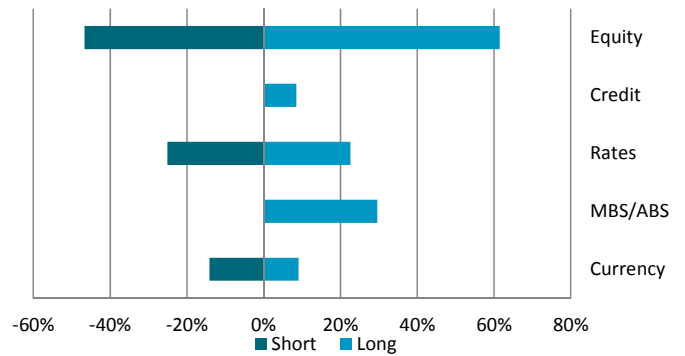
April 30, 2015 | Investment Summary

Sub-Strategy Performance ⁽¹⁾	Allocation at ⁽⁴⁾		MTD		QTD		ITD	
	4/30/2015	Return	Attribution	Return	Attribution	Return	Attribution	
Equity	45.40%	(0.85%)	(0.35%)	(0.85%)	(0.35%)	5.61%	2.55%	
Credit	35.29%	0.47%	0.18%	0.47%	0.18%	2.19%	0.90%	
Multi-Asset	19.32%	(0.59%)	(0.11%)	(0.59%)	(0.11%)	1.90%	0.48%	
Expenses and Other			(0.20%)		(0.20%)		(1.34%)	
Net Return ⁽²⁾			(0.48%)		(0.48%)		2.60%	

Asset Class Gross Historical Exposure⁽³⁾



Asset Class Exposure⁽³⁾



Fund Geographic Exposure⁽³⁾

Region	Long	Short	Net
US/Canada	77.74%	38.39%	39.35%
Latin America/Caribbean	10.84%	1.77%	9.06%
Core Europe	22.71%	20.81%	1.90%
Peripheral Europe	6.99%	0.75%	6.24%
Middle East/Africa	3.14%	3.55%	-0.42%
China/HK/Taiwan	0.46%	2.30%	-1.84%
Asia general	2.38%	7.92%	-5.53%
Japan	6.88%	10.39%	-3.51%
Total	131.13%	85.88%	45.25%

- (1) Sub-strategy performance is shown gross of all fees and expenses. Performance is estimated and unaudited.
- (2) Fund performance is shown net of all fees and expenses. Past performance may not be a reliable guide to future performance. The value of Fund shares may go down as well as up and there can be no assurance that the Fund will achieve its investment objectives or avoid significant losses. Performance is estimated and unaudited for 2015. Net performance for the Fund is from 12/2/14 to 4/30/15.
- (3) In the case of non-interest rate instruments, exposure data represents the delta adjusted market value. In the case of interest rate products, exposure data is represented by the 10-year equivalent instrument. Positions of unknown type (if any) are excluded from exposure data. Data is obtained from State Street Fund Services (Ireland) Limited, the administrator for the Fund. The Fund does not guarantee the accuracy of such data. Data is as of 4/30/2015.
- (4) Sub-strategy allocations exclude exposures to Fund level cash, hedging and expenses and are adjusted pro-rata to equal 100%.

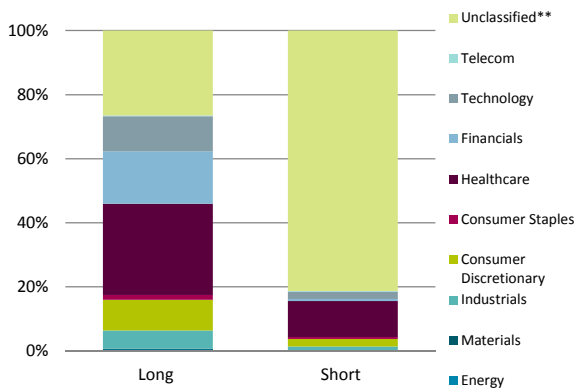
Blackstone Diversified Multi-Strategy Fund: Class I (EUR) Acc. - BXDMSIE

A sub-fund of Blackstone Alternative Investment Funds plc, an umbrella fund established as a UCITS with segregated liability between sub funds.

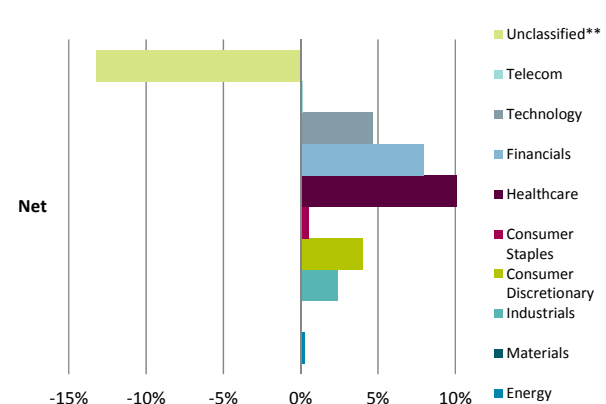


April 30, 2015 | Investment Summary

Equity Exposure – Sector Breakdown⁽¹⁾⁽²⁾



Equity Exposure – Net Sector Breakdown⁽¹⁾⁽²⁾



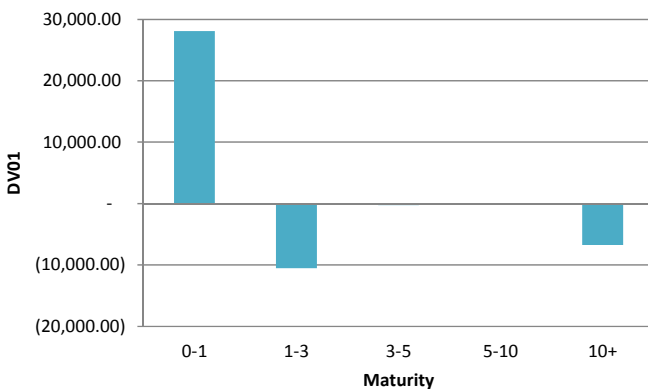
Currency Exposure⁽¹⁾

Region	Long	Short	Net
Asia general	0.05%	4.80%	-4.75%
China/HK/Taiwan	0.00%	0.18%	-0.18%
Core Europe	4.63%	4.80%	-0.16%
Japan	0.00%	0.20%	-0.20%
Latin America	0.00%	1.42%	-1.42%
Middle East/Africa	1.68%	0.00%	1.68%
Peripheral Europe	0.17%	0.00%	0.17%
US/Canada	0.00%	0.13%	-0.13%
Total	6.53%	11.53%	-5.00%

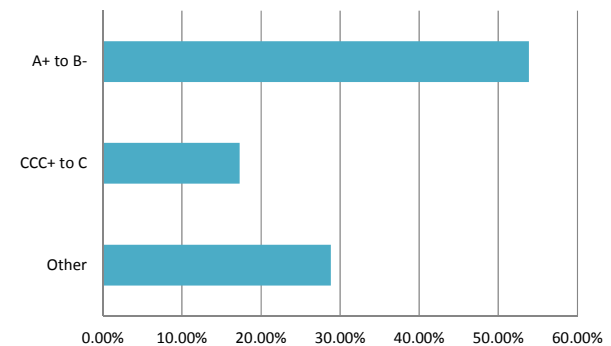
Equity Exposure – Sector Breakdown⁽¹⁾⁽²⁾

	Long	Short	Net
Energy	0.25%	0.00%	0.25%
Materials	0.13%	0.06%	0.07%
Industrials	2.82%	0.41%	2.42%
Consumer Discretionary	4.76%	0.74%	4.02%
Consumer Staples	0.76%	0.22%	0.54%
Healthcare	14.16%	3.63%	10.53%
Financials	8.16%	0.23%	7.94%
Technology	5.43%	0.74%	4.69%
Telecom	0.16%	0.06%	0.10%
Unclassified**	13.17%	26.41%	-13.24%
Total	49.79%	32.48%	17.30%

Fixed Income Interest Rate Sensitivity⁽⁴⁾



Fixed Income Ratings⁽¹⁾



VaR Analysis⁽³⁾

Date	VaR
4/30/15	3.50%

- (1) In the case of non-interest rate instruments, exposure data represents the delta adjusted market value. In the case of interest rate products, exposure data is represented by the 10-year equivalent instrument. Positions of unknown type (if any) are excluded from exposure data. Data is obtained from State Street Fund Services (Ireland) Limited, the administrator for the Fund. The Fund does not guarantee the accuracy of such data. Using the higher Standard & Poor's ("S&P's") and/or Moody's Investor Service ("Moody's") ratings.
 - (2) Equity sector exposure information may exclude some information pursuant to confidentiality agreements with managers. Comprised of index futures, options on index futures, ETFs and ETF options
 - (3) Value at Risk ("VaR") is calculated at a 99% confidence level for a one month holding period (20 business days) using a model based on historical Fund data. Please see the Glossary of Terms for a further explanation of VaR.
 - (4) Dv01 represents the change in value of a security for a 1 basis point change in interest rates.
- **Comprised of index futures, options on index futures, ETFs, and ETF options

Blackstone Diversified Multi-Strategy Fund: Class I (EUR) Acc. - BXDMSIE

A sub-fund of Blackstone Alternative Investment Funds plc, an umbrella fund established as a UCITS with segregated liability between sub funds.



April 30, 2015 | Investment Summary

All investors should consider the investment objectives, risks, charges and expenses of Blackstone Diversified Multi-Strategy Fund (BXDMS) carefully before investing. The Key Investor Information Document ('KIID'), Prospectus and Supplement contain this and other information about BXDMS and are available on the Blackstone website at www.blackstone.com/UCITS. All investors are urged to carefully read the Prospectus, Supplement and KIID in their entirety before investing.

Glossary of Terms:

Beta: A measure of the volatility, or systemic risk, of a security or a portfolio in comparison to the market as a whole.

Standard Deviation: A measure of the dispersion of a set of data from its mean. The more spread apart the data, the higher the deviation. Standard deviation is calculated as the square root of variance.

Alpha: A risk-adjusted performance measure that represents the average return on a portfolio over and above that predicted by the capital asset pricing model (CAPM), given the portfolio's beta and the average market return.

Sharpe Ratio: A ratio to measure risk-adjusted performance. The Sharpe Ratio is calculated by subtracting the risk-free rate – such as that of the 10-year U.S. Treasury bond – from the rate of return for a portfolio and dividing the result by the standard deviation of the portfolio returns. The greater a portfolio's Sharpe Ratio, the better its risk-adjusted performance has been.

Delta: The ratio comparing the change in the price of the underlying asset to the corresponding change in the price of a derivative.

Gross Exposure: Reflects the aggregate of long and synthetic short investment positions in relation to the net asset value. For example, if BXDMS has 60% long exposure and 50% synthetic short exposure to a particular asset class, then BXDMS has 110% gross exposure to that asset class. The gross exposure is one indication of the level of leverage in a portfolio.

Net Exposure: This is the difference between long and synthetic short investment positions in relation to the net asset value. For example, if BXDMS has 60% long exposure and 50% synthetic short exposure to a particular asset class, then BXDMS is 10% net exposure to that asset class.

Long: A long position occurs when an individual owns securities.

Synthetic Short: Short selling an underlying security through the use of derivatives. Synthetic Short positions can generate returns when the price of the underlying security declines.

VaR: A statistical technique used to measure and quantify the level of financial risk within a firm or investment portfolio over a specific time frame. Value at risk is used by risk managers in order to measure and control the level of risk which the firm undertakes. The risk manager's job is to ensure that risks are not taken beyond the level at which the firm can absorb the losses of a probable worst outcome.

Glossary of Indices:

Market indices obtained through Bloomberg. Indices are presented are indicative and for illustrative purposes only, are unmanaged and investors cannot invest in an index. The volatility of the indices presented may be materially different from that of the performance of BXDMS. In addition, the indices employ different investment guidelines and criteria than BXDMS; as a result, the holdings in BXDMS may differ significantly from the securities that comprise the indices. The performance of the indices has not been selected to represent an appropriate benchmark to compare to the performance of BXDMS, but rather is disclosed to allow for comparison of BXDMS performance to that of well-known and widely recognized indices. In the case of equity indices, performance of the indices reflects the reinvestment of dividends.

Barclays Global Aggregate Bond Index (EUR-Hedged): provides a broad-based measure of the global investment grade fixed-rate debt markets. It is comprised of the U.S. Aggregate, Pan-European Aggregate, and the Asian-Pacific Aggregate Indexes.

MSCI World Index (EUR-Hedged): A market capitalization weighted index designed to provide a broad measure of equity-market performance throughout the world. The MSCI World is maintained by Morgan Stanley Capital International, and is comprised of stocks from all the developed markets in the world.

Important Disclosure:

Blackstone has agreed to waive its fees and/or reimburse expenses of the Fund so that "Other Expenses" will not exceed 0.45% (annualized). For this purpose, "Other Expenses" includes all expenses incurred in the business of the Fund other than (i) establishment expenses relating to the Fund; (ii) investment management fees; (iii) Performance Fees or Additional Performance Fees; (iv) distributor fees; (v) Eligible Collective Investment Scheme fees and expenses, (vi) brokerage and trading costs, (vii) interest payments, (viii) taxes, and (ix) extraordinary expenses. Blackstone may terminate or modify this arrangement at any time in its sole discretion upon 30 days' notice in writing to the Fund's shareholders.

Important Risks:

There can be no assurance that BXDMS will achieve its investment objective. It should be appreciated that the value of Shares may go down as well as up. An investment in a Fund involves investment risks, including possible loss of the entire amount invested. The capital return and income of BXDMS is based on the capital appreciation and income on the investments it holds, less expenses incurred. Therefore, the Fund's return may be expected to fluctuate in response to changes in such capital appreciation or income. The following is a summary description of certain principal risks of investing in BXDMS:

- General economic and market conditions can affect the price and volatility of investments.
- The success of the Fund depends upon BAIA's skill in determining the Fund's allocation to alternative investment strategies and in selecting the best mix of sub-advisers. There can be no guarantee that sub-advisers will stick to the Investment strategy for which they were selected, or that these strategies will be successful.
- Sub-advisers may make investment decisions which conflict with each other; for example, sub-advisers may hold economically offsetting positions or may purchase or sell the same security at the same time without aggregating their transactions. This may result in unnecessary brokerage and other expenses and the Fund may incur losses as a result.
- Some of the sub-advisers selected may hold only a small number of investments, or assets that move closely in line with assets held by other sub-advisers.
- The Fund's investments will include shares, bonds and FDI. Each of these will be exposed to the risks specific to the type of asset in question. In particular, the use of FDI may result in substantial gains or losses that are greater in magnitude than the original amount invested.
- The Fund may invest in countries with a weak legal or financial framework where it can be hard to enforce ownership rights or repatriate funds.
- The Fund may invest in currencies other than its base currency. The success of measures to protect the Fund or a Class against currency movements cannot be certain.
- Changes in exchange rates may have an adverse effect on the value price or income of the product.
- The Fund may invest in FDI that derive their value from other assets in the expectation of making a profit if the price of the assets falls; theoretically, this could result in an infinite loss.
- The insolvency of any institutions providing services such as safekeeping of assets or acting as counterparty to derivatives or other instruments, may expose the Fund to financial loss.
- Low trading volumes, lack of buyers, large positions or legal restrictions may limit or prevent the Fund from selling particular assets quickly and/or at desirable prices.

For further information on the risks faced by the Fund, see "Risk Factors" in the Prospectus and Supplement for the Fund, available from www.blackstone.com/UCITS

April 2015 Performance Commentary

The investment objective of Blackstone Diversified Multi-Strategy Fund (the “Fund”) is to seek capital appreciation by allocating assets among a variety of investment sub-advisers with experience managing non-traditional or “alternative” investment strategies. The Fund’s Class I share class¹ gave back some of its first quarter gains and ended the month of April lower. The Fund returned -0.39% versus a gain of 2.40% for the MSCI World and 1.06% for the Barclays Global Aggregate². Equity strategies and Multi-Asset strategies both detracted from performance, while Credit finished in positive territory for the month. **For a summary of Fund performance of the share class to which this report relates, please refer to the “Investment Summary” section of this report.**

After a volatile start to the year, U.S. equity markets began the second quarter with a relatively modest advance. While the S&P 500 continues to trade around its all-time high level, it is lagging the year to date performance of many of its developed market index counterparts, due in part to differing agendas of local central banks and the perception of the environment as being accommodative versus constrictive. April showers of negative economic data hurt the general perception of the U.S. economy and resulted in a reversal of some investment themes that have been profitable for hedge funds year to date. According to government data, U.S. real GDP grew at an annualized rate of only 0.20% during the first quarter, a much slower pace than it grew for much of last year. Weak GDP growth, combined with mixed corporate earnings and declining consumer confidence, resulted in a delay in expectations for when the Federal Reserve will raise interest rates. Ironically, equities advanced on the weaker data points while Treasury rates fell and the U.S. dollar reversed its recent strength.

Equity:

While not all Equity sub-advisers had a negative month, overall Equity strategies were the Fund’s largest detractor from performance in April, despite positive performance from the Fund’s Equity Market Neutral sub-adviser. Equity Long/Short stock pickers faced a myriad of headwinds during the month. Generally, the spread between longs and shorts widened where shorts outgained longs. In addition, the fact that large cap stocks outpaced smaller cap stocks and that momentum and growth factors gave way to fundamental factors weighed negatively on performance. From a sector and industry perspective, losses were partially driven by positions in healthcare and technology, while positions in financials and energy contributed to overall performance. While we have not seen sub-advisers alter their net exposures materially, several have emphasized their focus on volatility and have a cautious tone.

Credit:

The Fund’s Credit strategies ended the month mostly positive. Corporate credit was strong in April, posting positive returns amidst a backdrop of accommodative fixed income markets. Sub-advisers continue to find opportunities in idiosyncratic capital structures where value can be extracted through careful research and trade structuring. Structured credit sub-advisers posted positive returns as well, thanks to continued strong performance in underlying collateral and the uplift from carry in their books. However, sub-advisers with more

¹ Performance is shown net of all fees and expenses for Share Class I (USD). Past performance may not be a reliable guide to future performance. The value of shares may go down as well as up and there can be no assurance that the Fund will achieve its investment objectives or avoid significant losses. Performance is estimated and unaudited

² The indices presented are indicative and for illustrative purposes only. The volatility of the indices presented may be materially different from that of the performance of the Fund. In addition, these indices employ different investment guidelines and criteria than the Fund; as a result, the holdings in the Fund may differ significantly from the securities that comprise the indices. The performance of these indices has not been selected to represent an appropriate benchmark to compare to the performance of the Fund, but rather is disclosed to allow for comparison of Fund performance to that of well-known and widely recognized indices. A summary of the investment guidelines for these indices is available upon request. In the case of equity indices, performance of the indices reflects the reinvestment of dividends.

short-biased portfolios finished the month in negative territory, as hedges and other short positions detracted from performance.

Multi-Asset/Quantitative:

Performance of Multi-Asset strategies was mixed but generally detracted from the Fund's overall performance for the month. April saw a reversal of macro trends that had persisted throughout the first quarter as the dollar weakened against most currencies, including the euro, crude oil prices rose and several European sovereign credits sharply reversed their recent strength. The Fund's Multi-Asset (Macro) exposures had a strong month on the back of the rally in emerging markets and global equities more broadly. Rising oil prices, coupled with general optimism on corporate and sovereign credit in countries like Venezuela and Brazil, also helped some of our sub-advisers. The Fund's Multi-Asset (Macro Systematic) exposures detracted from performance, with the majority of losses due to value signals.

The materials contained herein are for informational purposes only and do not constitute an offer to sell or a solicitation of an offer to purchase any interest in any investment vehicles (the “Blackstone Funds”) managed by Blackstone Alternative Asset Management L.P. or any of its investment advisory affiliates (together, “Blackstone”). Any such offer or solicitation shall be made only pursuant to the prospectus or confidential private placement memorandum for such Blackstone Fund, which qualifies in its entirety the information set forth herein and contains a description of the risks of investing. These materials are also qualified by reference to the governing documents and the subscription agreement relating to the relevant Blackstone Fund. All such documents should be reviewed carefully by all prospective investors prior to an investment in that Fund.

Blackstone Diversified Multi-Strategy Fund (BXDMS) is a sub-fund of Blackstone Alternative Investment Funds plc (the “Company”), an umbrella fund with segregated liability between sub funds. Blackstone Alternative Investment Funds plc is authorised in Ireland and regulated by the Central Bank of Ireland. All investors should consider the investment objectives, risks, charges and expenses of Blackstone Diversified Multi- Strategy Fund (BXDMS), carefully before investing. The Key Investor Information Document (‘KIID’), Prospectus and Supplement contain this and other information about BXDMS and are available on the Blackstone website at www.blackstone.com/UCITS All investors are urged to carefully read the Prospectus, Supplement and KIID in their entirety before investing.

Performance data quoted represents past performance and is no guarantee of future results. Investment returns and principal values may fluctuate so that an investor’s shares, when redeemed, may be worth more or less than their original cost. Current performance may be lower or higher than the performance data quoted. All returns include dividend and capital gain distributions. Information about the Fund, including the current Net Asset Value, is available on the Fund’s website at www.blackstone.com/UCITS Index performance is shown for illustrative purposes only. You cannot invest directly in an index.

There can be no assurance that BXDMS will achieve its investment objective. It should be appreciated that the value of Shares may go down as well as up. An investment in a Fund involves investment risks, including possible loss of the entire amount invested. The capital return and income of BXDMS is based on the capital appreciation and income on the investments it holds, less expenses incurred. Therefore, the Fund’s return may be expected to fluctuate in response to changes in such capital appreciation or income. The following is a summary description of certain principal risks of investing in BXDMS:

- General economic and market conditions can affect the price and volatility of investments.
- The success of the Fund depends upon BAAM’s skill in determining the Fund’s allocation to alternative investment strategies and in selecting the best mix of sub-advisers. There can be no guarantee that sub-advisers will stick to the Investment strategy for which they were selected, or that these strategies will be successful.
- Sub-advisers may make investment decisions which conflict with each other; for example, sub-advisers may hold economically offsetting positions or may purchase or sell the same security at the same time without aggregating their transactions. This may result in unnecessary brokerage and other expenses and the Fund may incur losses as a result.
- Some of the sub-advisers selected may hold only a small number of investments, or assets that move closely in line with assets held by other sub-advisers.
- The Fund’s investments will include shares, bonds and FDI. Each of these will be exposed to the risks specific to the type of asset in question. In particular, the use of FDI may result in substantial gains or losses that are greater in magnitude than the original amount invested.
- The Fund may invest in countries with a weak legal or financial framework where it can be hard to enforce ownership rights or repatriate funds.

- The Fund may invest in currencies other than its base currency. The success of measures to protect the Fund or a Class against currency movements cannot be certain.
- Changes in exchange rates may have an adverse effect on the value price or income of the product.
- The Fund may invest in FDI that derive their value from other assets in the expectation of making a profit if the price of the assets falls; theoretically, this could result in an infinite loss.
- The insolvency of any institutions providing services such as safekeeping of assets or acting as counterparty to derivatives or other instruments may expose the Fund to financial loss.
- Low trading volumes, lack of buyers, large positions or legal restrictions may limit or prevent the Fund from selling particular assets quickly and/or at desirable prices.

For further information on the risks faced by the Fund, see "Risk Factors" in the Prospectus and Supplement for the Fund, available from www.blackstone.com/UCITS

This material has been approved for distribution by The Blackstone Group International Partners LLP which is authorised and regulated by the UK Financial Conduct Authority. The Blackstone Group International Partners LLP performs marketing and investor services activities outside the United States for Blackstone, which is located in the United States.

This document contains highly confidential information regarding Blackstone's investments, strategy and organization. Your acceptance of this document from Blackstone constitutes your agreement to (i) keep confidential all the information contained in this document, as well as any information derived by you from the information contained in this document (collectively, "Confidential Information") and not disclose any such Confidential Information to any other person, (ii) not use any of the Confidential Information for any purpose other than to consider investing in, or monitor investments in, Blackstone Funds, (iii) not use the Confidential Information for purposes of trading any security, including, without limitation, securities of Blackstone or its portfolio companies, (iv) not copy this document without the prior consent of Blackstone, and (v) promptly return this document and any copies hereof to Blackstone upon Blackstone's request. The use of the Confidential Information also is subject to the confidentiality provisions set forth in the Agreements and in any other written agreement between the recipient and Blackstone.